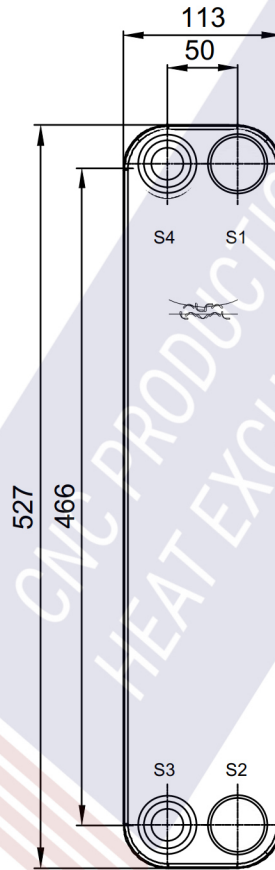
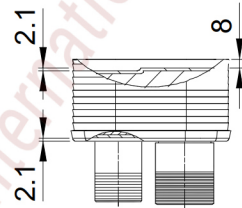
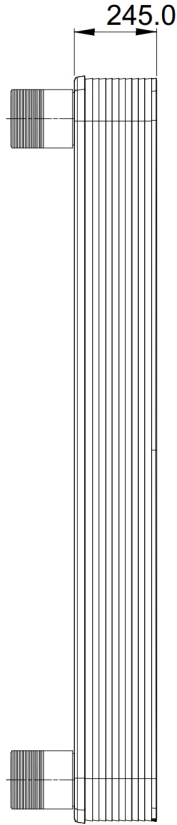
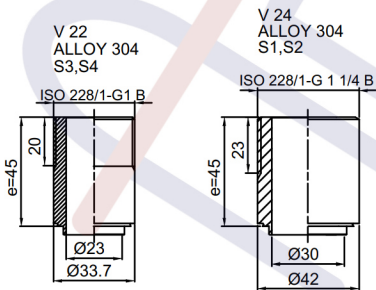


Note that all unique customer requirements (i.e tolerance) need to be verified thru Alfa Laval.



HEATING SURFACE m<sup>2</sup>  
 NETWEIGHT 20.3 kg  
 OPERATING WEIGHT kg  
 PLATE MATERIAL ALLOY 316  
 PLATE GROUPING 1\*49H/1\*50H

Frameplate is depressed 2.1 mm at connections S3 and S4 if holed.  
 Pressureplate is depressed 2.1 mm at connections T3 and T4 if holed.  
 T1 T2 T3 T4 locations on back side correspond to S1 S2 S3 S4 on front side

ALL DIMENSIONS IN MILLIMETERS

SIDE	MEDIA	INLET	TEMP. °C	OUTLET	TEMP. °C	FLOW RATE	PRESSURE DROP	LIQUID VOL.
1	Water	S1	°C	S2	°C	kg/h	kPa	5.2 dm <sup>3</sup>
2	Water	S3	°C	S4	°C	kg/h	kPa	5.1 dm <sup>3</sup>

PRESSURE VESSEL APPROVAL PED

CB60-100H (3287079648)

www.alfalaval.com

CUSTOMER NAME / REF. NO.

COMPANY / REF.  
 Aptec production s.r.o.

TOTAL LENGTH 290 mm  
 TOTAL WIDTH 113 mm  
 TOTAL HEIGHT 527 mm



7/8/2020  
 REV 0