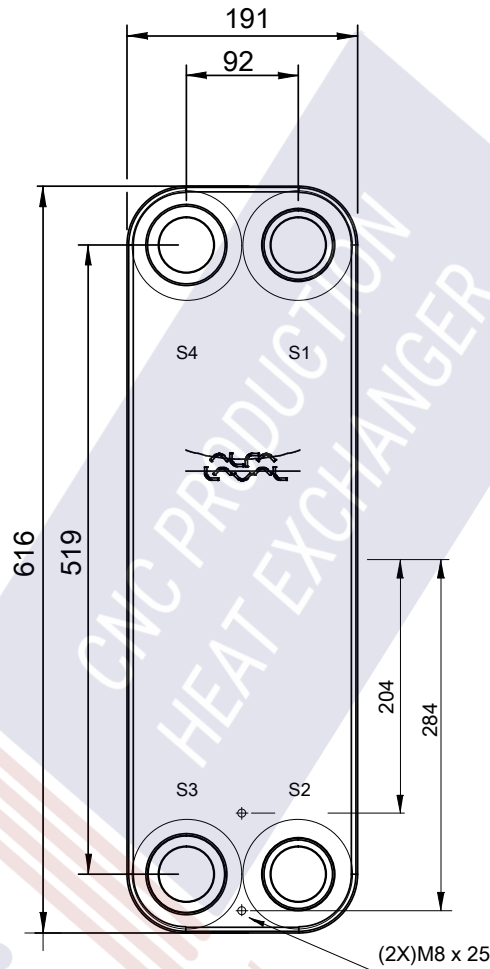
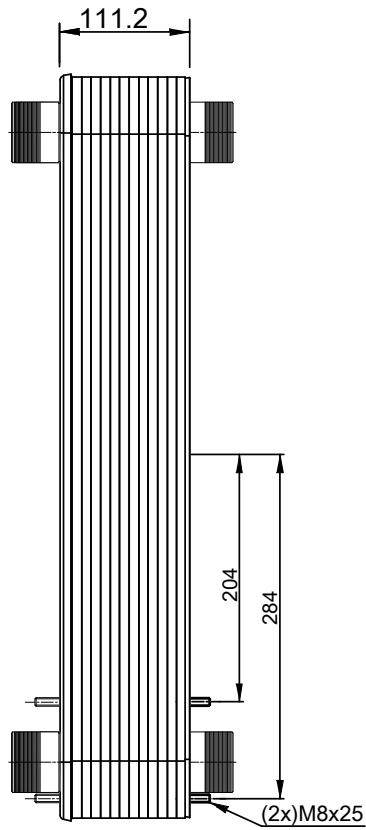
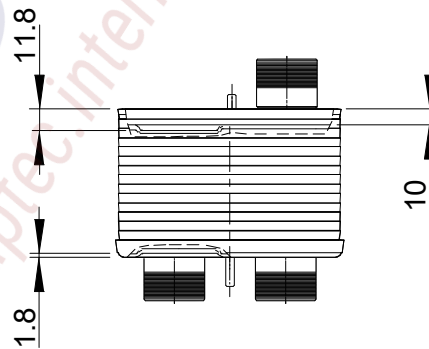
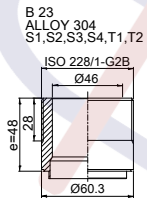


Note that all unique customer requirements (i.e tolerance) need to be verified thru Alfa Laval.



T1 T2 T3 T4 locations on back side correspond to S1 S2 S3 S4 on front side



HEATING SURFACE m<sup>2</sup>  
 NETWEIGHT 23.2 kg  
 OPERATING WEIGHT kg  
 PLATE MATERIAL ALLOY 316  
 PLATE GROUPING 1\*22H/1\*23H

ALL DIMENSIONS IN MILLIMETERS

SIDE	MEDIA	INLET	TEMP. °C	OUTLET	TEMP. °C	FLOW RATE	PRESSURE DROP	LIQUID VOL.
1	Water	S1	°C	S2	°C	kg/h	kPa	4.1 dm <sup>3</sup>
2	Water	S3	°C	S4	°C	kg/h	kPa	4.0 dm <sup>3</sup>

PRESSURE VESSEL APPROVAL

PED

CB112-46H-F (3287184162)

www.alfalaval.com

CUSTOMER NAME / REF. NO.

TOTAL LENGTH 197 mm  
 TOTAL WIDTH 191 mm  
 TOTAL HEIGHT 616 mm

COMPANY / REF.  
 Aptec production s.r.o.



7/8/2020  
 REV 0