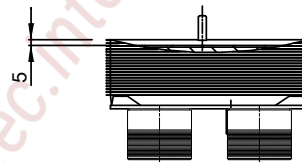
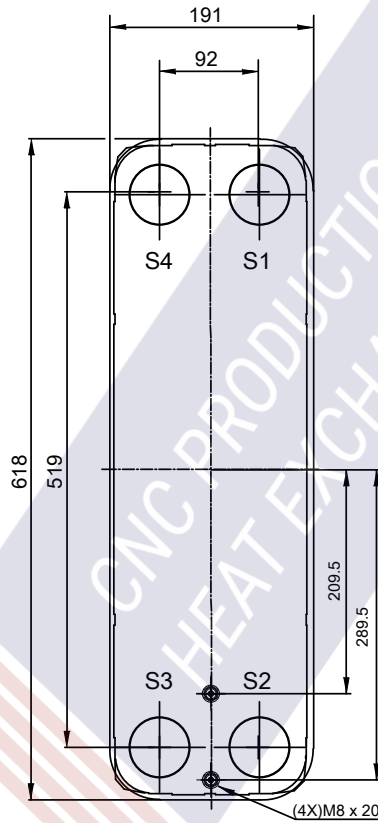
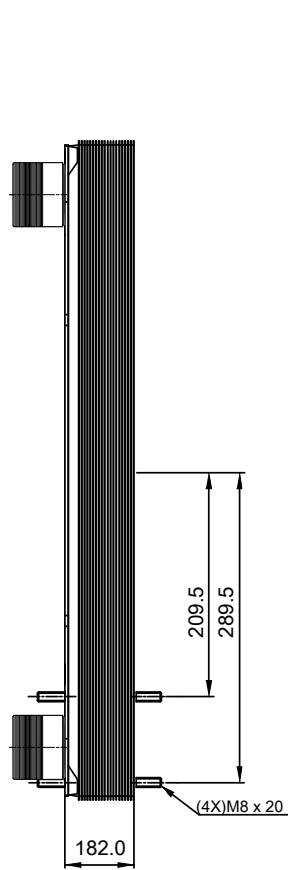
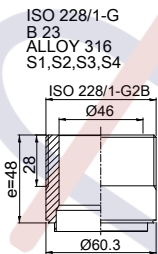


Note that all unique customer requirements (i.e tolerance) need to be verified thru Alfa Laval.



HEATING SURFACE m²
 NETWEIGHT 36.0 kg
 OPERATING WEIGHT kg
 PLATE MATERIAL ALLOY 316
 PLATE GROUPING 1*29H/1*30H

T1 T2 T3 T4 locations on back side correspond to S1 S2 S3 S4 on front side

ALL DIMENSIONS IN MILLIMETERS

SIDE	MEDIA	INLET	TEMP. °C	OUTLET	TEMP. °C	FLOW RATE	PRESSURE DROP	LIQUID VOL.
1	Water	S1	°C	S2	°C	kg/h	kPa	7.5 dm ³
2	Water	S3	°C	S4	°C	kg/h	kPa	7.3 dm ³

PRESSURE VESSEL APPROVAL

PED

AlfaNova 76-60H (3288001138)

www.alfalaval.com

CUSTOMER NAME / REF. NO.

TOTAL LENGTH 245 mm
 TOTAL WIDTH 191 mm
 TOTAL HEIGHT 618 mm

COMPANY / REF.
 Aptec production s.r.o.
 GPHE to Linz



3/14/2023
 REV 0